

GALE COURSES

Enroll to Learn Something New

Gale Courses provides hundreds of engaging, instructor-led courses on topics to develop your professional skills or personal passions. You'll find classes covering topics ranging from the Office and Adobe suite of products, to digital photography, languages, business skills, grant writing, and even cooking. Grab your library card to enroll in the next six-week session at no cost.

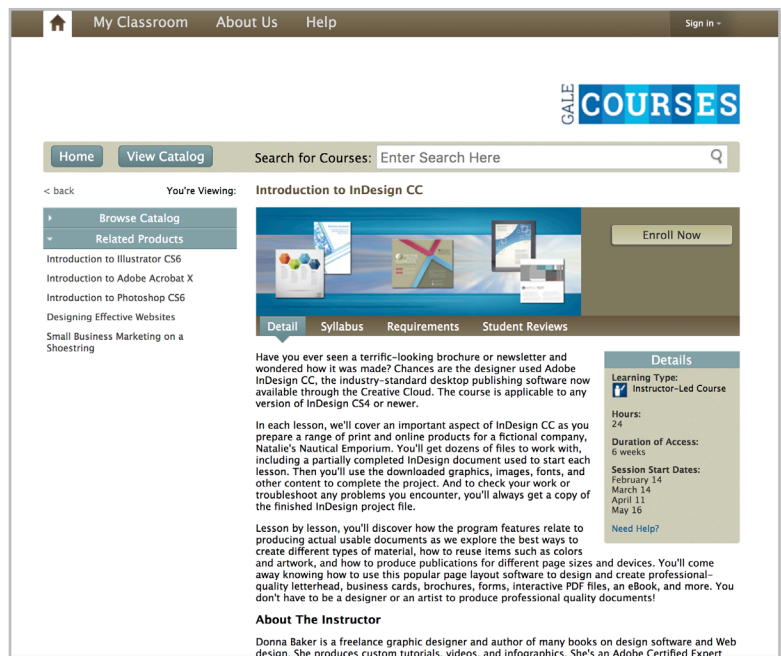
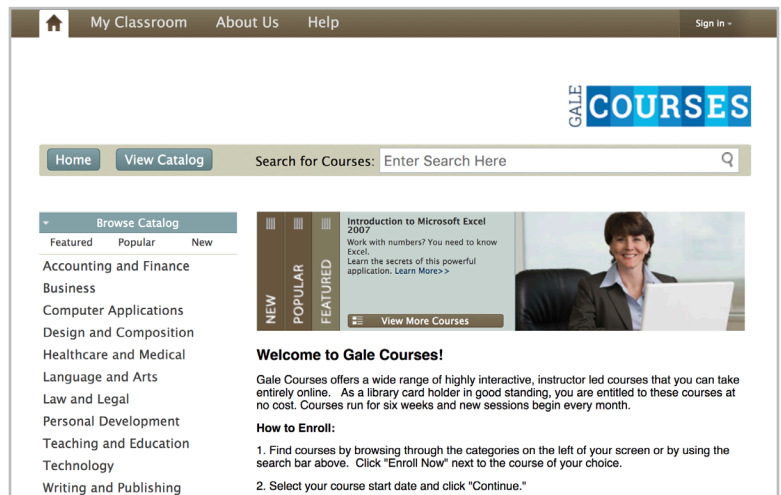
STEP ONE: Search or browse the catalog for a course.

When you find a class that interests you, simply click the title for more information.

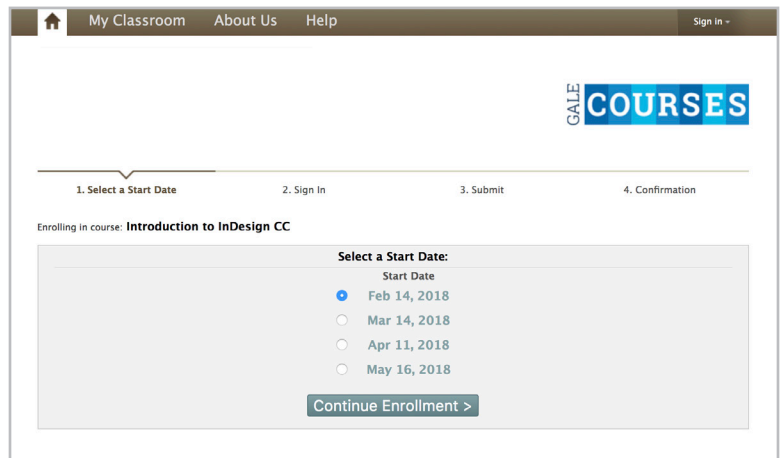
You can view a detailed description and instructor profile, **Syllabus**, and **Student Reviews** from individuals who have previously taken the course.

Be sure to check the course **Requirements** to ensure you have the supplies necessary to succeed in the class. Most courses only require basic technology like email, an up-to-date internet browser, and Adobe PDF.

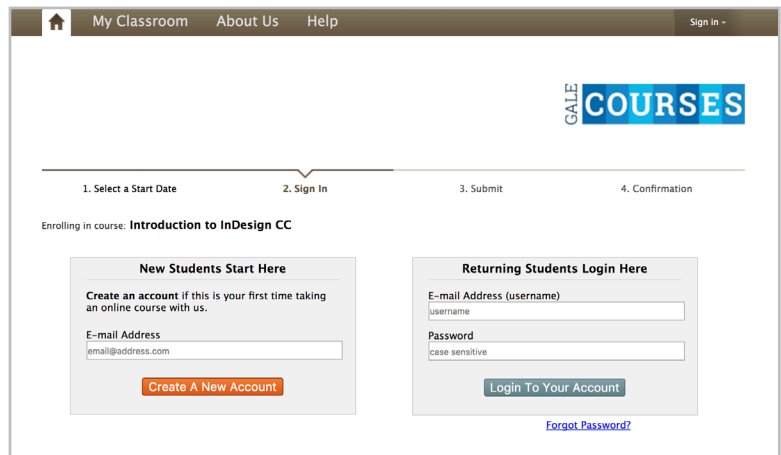
STEP TWO: Click **Enroll Now** to begin the sign-up process.



STEP THREE: Select a **Start Date** from the listed options. Courses typically start on the second Wednesday of each month.

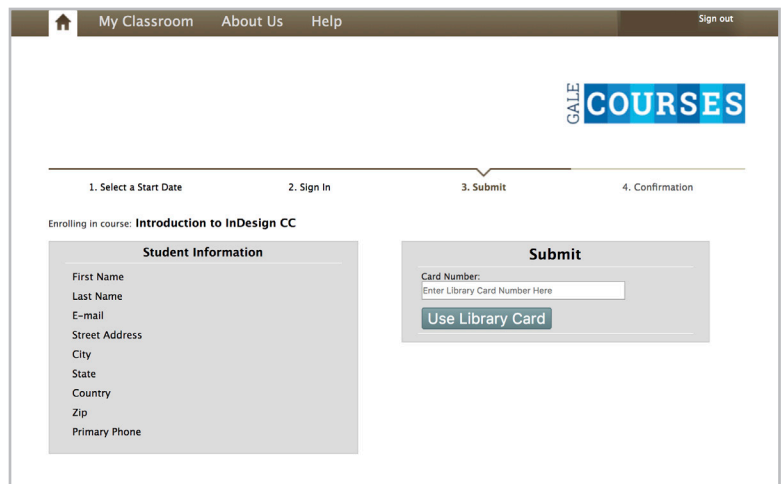


STEP FOUR: Sign In with an existing Gale Courses account, or enter your email address in the New Student area, and click **Create a New Account**.



STEP FIVE: Enter your library card number, and click **Use Library Card** to submit your enrollment. Upon submission, you will see confirmation of your enrollment.

The first lesson will be available after midnight Pacific on the course start date. Subsequent lessons will be made available on Fridays and Wednesdays for the duration of the course. You do not have to be present when each lesson is posted, but be sure to use the **My Classroom** link to access your course, and complete work regularly during the session.



LEARN MORE

If you require further assistance with **Gale Courses** please ask your librarian or visit gale.com/training.

